

# EHS SERIES

HALF PITCH SMT TYPE, THE LOWEST PROFILE DIP SWITCH

## FEATURES

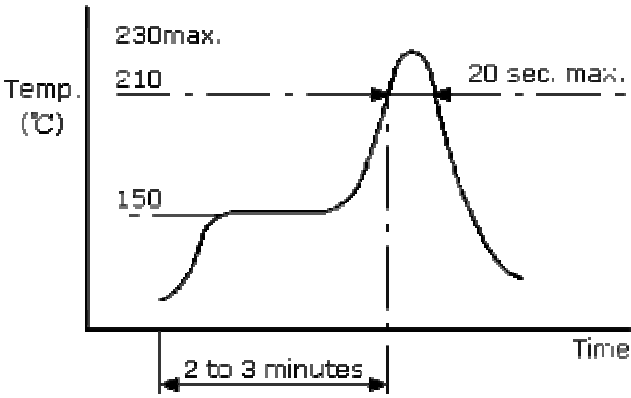
- Standard 0.05" integrated circuit pitch.
- Smaller size makes better heat convection during PC board wave soldering.
- Top tape sealed to withstand wave soldering, board washing.
- All plastics are UL 94V-0 grade fire retardant.
- Gold plated contact to ensure low contact resistance and long operation life.
- RoHS Compliant

## SPECIFICATIONS

### 1.ELECTRICAL

Contact rating	switching	25mA, 24VDC
	non-switching	100mA
Contact resistance		100mΩ Max.
Insulation resistance		500MΩ Min. at 100VDC
Dielectric strength		300VAC Min. for 60 seconds
Capacitance between adjacent switches 5pF Max.		

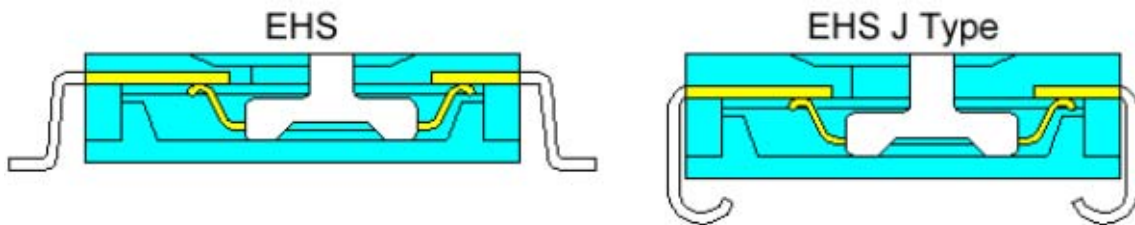
### 2.MECHANICAL

Temperature rating	operation	-25℃~+70℃
	storage	-40℃~+85℃
Operation force		800g Max.
Mechanical life		1000 operations
Humidity		95% RH, 40℃ for 96Hrs.
Vibration		10Hz-55Hz-10Hz for 6Hrs.
Reflow soldering heart for SMT type (reference only)		

## PART NUMBERING SYSTEM


EHS	1	06	XX	XX	J	
						+--- Blank:Standard
						J:J-Hook Type
						+--- XX:Special Number
						+--- Sealing:
						L :Low Profile Actuator
						LT:Top Tape Sealed & Low Profile Actuator
						LC:Tape & Reel Package, Product without Top Tape Sealed
						LD:Tape & Reel Package, Product with Top Tape Sealed
						+--- Number of Positions: 2,4,6,8,10
						+--- Contact Form: SPST
						+--- Series Name: EHS:Half Pitch SMT Type

## CONSTRUCTION



## DIMENSIONS AND CIRCUITRY

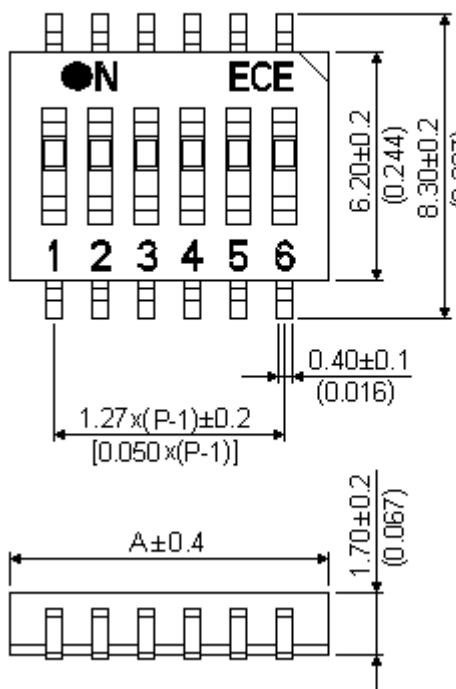
**EHS 1.27mm PITCH**



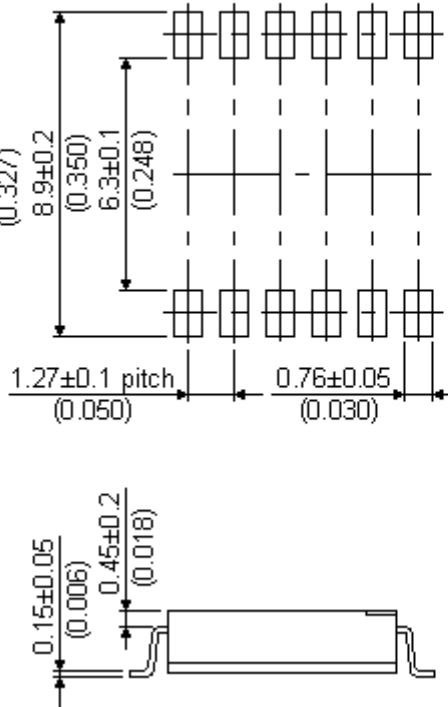
**EHS J-Hook Type**



DIMENSIONS UNIT:mm(inch)  
EHS SERIES 1.27mm PITCH



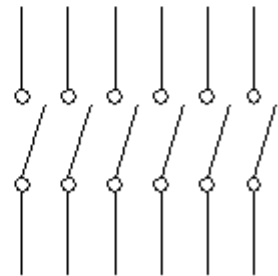
P.C.B. LAYOUT (TOP VIEW)



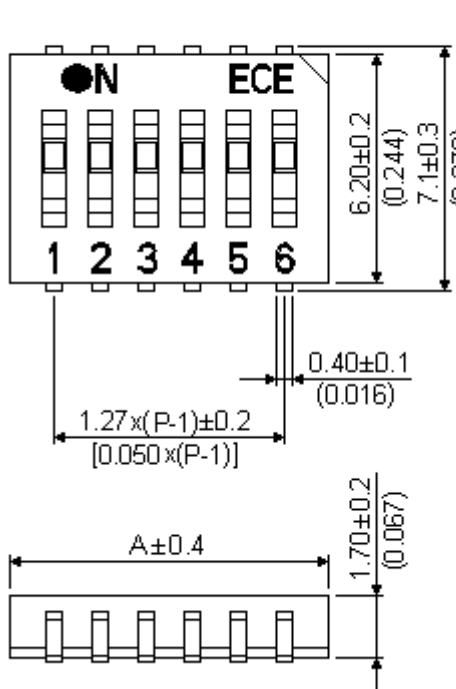
DIMENSION A

Positions	A
2	3.70 (0.146)
4	6.20 (0.244)
6	8.75 (0.344)
8	11.30 (0.445)
10	13.80 (0.543)

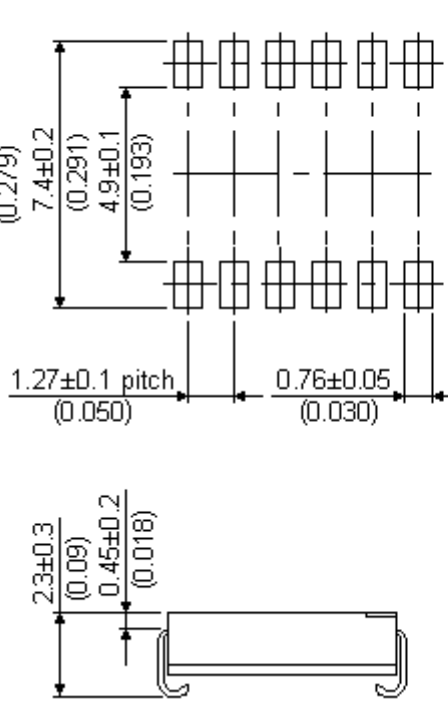
CIRCUIT DIAGRAM



DIMENSIONS UNIT:mm(inch)  
EHS SERIES J-Hook TYPE



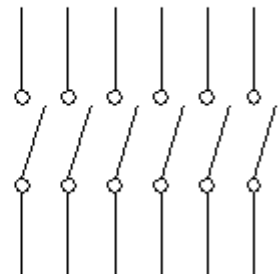
P.C.B. LAYOUT (TOP VIEW)



DIMENSION A

Positions	A
2	3.70 (0.146)
4	6.20 (0.244)
6	8.75 (0.344)
8	11.30 (0.445)
10	13.80 (0.543)


CIRCUIT DIAGRAM



## OPTIONS

Special marking and case color available

Top Tape Sealed



## PACKAGING

### 1. Tape & Reel Packaging (Per EIA STANDARD)

